



Welcome to CCN

First Year 2025-2026 Information Evening



Ms Flanagan – Principal
Ms Land – Acting Deputy Principal
Ms Burke– 1st Year Head
Ms Meade – Guidance Counsellor
Ms Farrell- AEN Coordinator
Ms Skates – Compass Communication
Melissa Kane – Wriggle / Ipad

General welcome and overview
Code of behavior and expectations
Subject availability and subject option forms
Student direct costs
Uniforms
iPads and Books
School App
Transport
Questions

**These slides will be shared on the school website



ETBI ETHOS

Our school is a state, co-educational, multi-denominational school underpinned by the core values of:

- Excellence in education
- Care
- Equality
- Community
- Respect



State run school

Multi-denominational

Co-educational



lmetb

*Bord Oideachais agus
Oiliúna Lú agus na Mí*
Louth and Meath Education
and Training Board



As a School we wish to empower our pupils to become independent and confident young adults enabling them to reach their full potential.

Transport



Bus Eireann – Link

Not organized or managed by schools

Contact : Bus Eireann – School Transport Section

Present bus availability

Present bus unavailability

Details available from www.buseireann.ie/schooltransport

Andrew Sherlock

School Expectations

EXPECTATIONS ON THE CORRIDORS



FOLLOW THE ONE-WAY SYSTEM



LISTEN TO AND FOLLOW STAFF INSTRUCTIONS.



USE APPROPRIATE LANGUAGE AND VOLUME LEVELS



GO STRAIGHT TO YOUR CLASS



LINE UP IN SINGLE FILE OUTSIDE CLASSROOMS



BRING JOURNAL WITH A NOTE IF ON THE CORRIDOR DURING CLASS

EXPECTATIONS IN THE CLASSROOM



BE ON TIME - FOR CLASS AND TUTOR



BE READY - HAVE BOOKS, COPIES AND OTHER EQUIPMENT ON YOUR DESK



USE APPROPRIATE LANGUAGE AND VOLUME LEVELS



SHOW RESPECT AND KINDNESS TO ALL



KEEP YOUR CLASS NEAT AND TIDY



COMPLETE ALL CLASSWORK AND HOMEWORK

EXPECTATIONS FOR OUTDOORS



USE BINS PROVIDED



REPORT ANY ISSUES TO A STAFF MEMBER



USE APPROPRIATE LANGUAGE



BE RESPECTFUL OF SCHOOL FACILITIES



BE INCLUSIVE TO ALL



EAT IN ALLOCATED AREAS

EXPECTATIONS FOR CANTEEN



USE BINS
PROVIDED



SAY 'PLEASE' AND 'THANK
YOU'



USE
APPROPRIATE LANGUAGE



BE RESPECTFUL OF
SCHOOL FACILITIES



QUEUE IN AN
ORDERLY MANNER FOR YOUR
LUNCH



EAT IN
ALLOCATED AREAS

EXPECTATIONS FOR BATHROOMS



USE TOILETS AT BREAK AND
LUNCH



REPORT ANY ISSUES TO A
STAFF MEMBER



KEEP FOOD AND
DRINK OUT OF TOILETS



KEEP AREA CLEAN
AND TIDY



FLUSH TOILET
AND WASH YOUR HANDS



PLEASE VACATE THE TOILET
WHEN FINISHED WASHING
HANDS

Uniform – available from Ted Murtagh’s, Haggard Street, Trim.

Full uniform required each day, including school jacket, and black shoes. Choice of jacket this year.

Full PE uniform required

Skirts or Trousers may be worn.

Black tights or white knee socks

Runners/Shoes with white writing/edging not permitted

Punctuality is important

Coláiste Clavin (Longwood)
Boys School Uniform



Full Uniform School Jumper Light Grey Shirt (Long or Short Sleeve)



Grey Trousers School Jacket PE Polo Shirt Tracksuit



Black Leather Shoes

Coláiste Clavin (Longwood)
Girls School Uniform



School Uniform School Jumper White Revere Collar Blouse (Long+Short Sleeve)



School Tracksuit PE Polo Shirt School Jacket





Communication must be made
via the school telephone only

Sight or Sound – Confiscation
until end of the school day.

Continuous Breach – Parent
must sign phone back out

Payment of Lunches – Your
student will require a physical
card or cash.

Attendance Matters!

Good attendance = Doing well

87% in a test is good 😊

87% attendance means that the student has missed 20 days of school

Missed days should only be taken if absolutely necessary!

199 other days of the year to book holidays/appointments etc


Students should always return to school if they have had a scheduled appointment during the day



Data Tracking

All student's November assessments and summer tests will be tracked to identify students who are struggling to succeed with the curriculum

Year heads and subject teacher will work together closely to monitor progress



Kayleigh Burke

1st YEAR HEAD & Antibullying
Co-ordinator

ROLE OF THE YEAR HEAD

Transition from primary to secondary

Tracking and monitoring

Pastoral and Academic

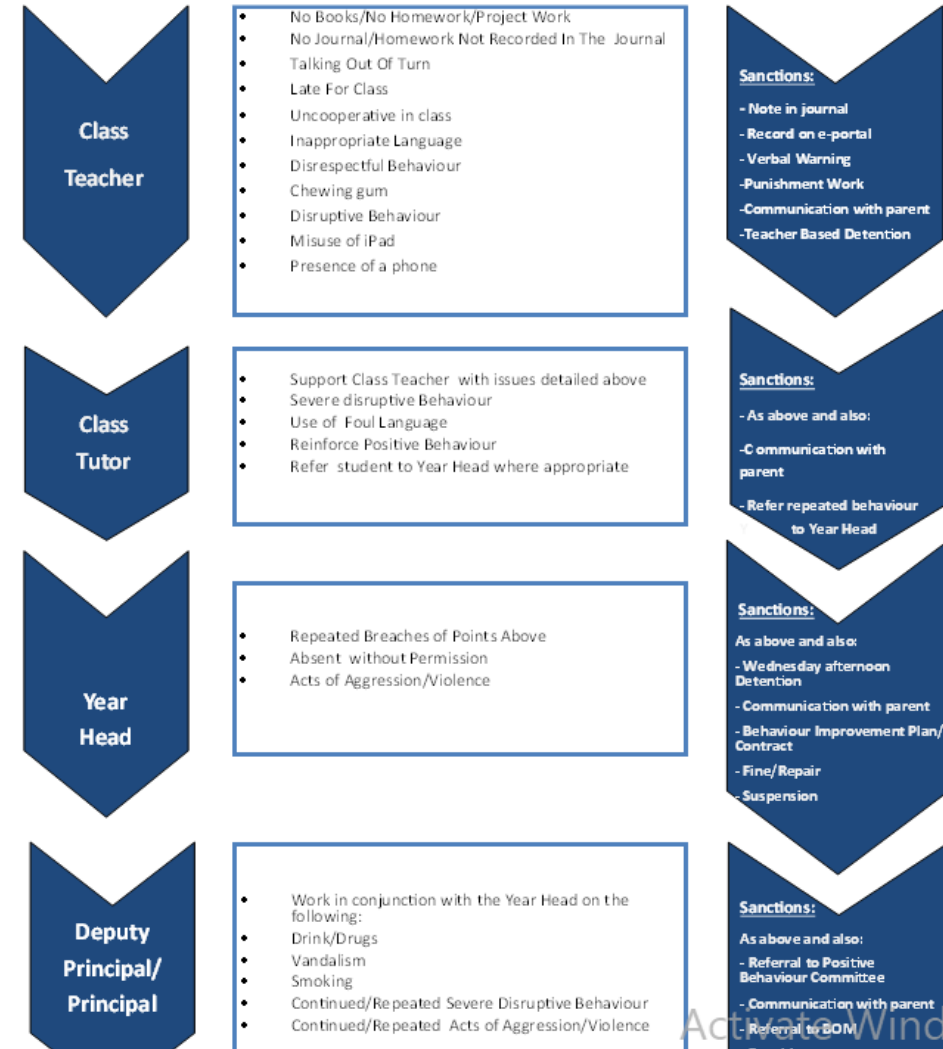
Celebrating success and achievement

Communication

Weekly Assemblies



ICM



PASTORAL ROLE

Make new friends – Be open minded

Tutor groups – Wellbeing

Any concerns will be referred by the tutor

Zero tolerance bullying policy – We have an anti-bullying policy as well as an appointed anti-bullying co-Ordinator.

Behaviour concerns



Role of Class Tutors

Tutor is first point of contact for any concerns

Follows a whole - school wellbeing tutorial plan daily.

It is the policy and practice of Coláiste Clavin that each class group is designated one teacher as Class Tutor who assumes responsibility for that class with particular focus on the pastoral care of the class.

The duties of the Class Tutor includes promoting class spirit and collective responsibility amongst students.

The Class Tutor takes an interest in each individual student with particular regard to their personal challenges and difficulties and is actively involved in assisting students to settle into the school and gains a good understanding of the policies and practices in the school.

Transition from primary to secondary

Psychometric
Testing & Subject
Tasters

Communication with schools
and parents.
Additional Meeting with
parents of students who
require extra support after
Easter Break

Transition
visits

Tutor

Peer
mentors

Guidance



Starting Secondary School



Mentors who are fifth year students will be selected and trained over the next few weeks with Ms. Durkan in order for the first years to feel supported on their first day of school.



Mentors will meet with your son/daughter and show them around the school, help them reading their timetable, get to know their class and go through a typical day in the life of Coláiste Calvin



Mentors are also selected to work with the class your son/daughter is in throughout the year helping them navigate their way around in the first few weeks of school and to be there support person along with the other supports to make their transition as smooth as possible.

What to expect on the first day?



School Ready

Be Kind!

Look out for others.
Try to help – you may need kindness some day



Be Responsible!

Charge ipad every night!
You will need it for most lessons.

Be Brave

Say hi!
Everyone will want to make new friends

Be Organised!

Do your homework as soon as possible – even if it is due a week later!

Be enthusiastic!

You are not expected to get everything right – learn to make mistakes and grow from them.

Be Prepared!

Check your timetable and pack your bag the night before.

Antibullying Procedures

Coláiste Clavin Bullying Report Form

Witness or Experience bullying? if in doubt - report!



Bullying is any deliberate and continuous unwanted negative behaviour, verbal, psychological or physical, conducted by an individual or a group, against another person (or persons), and which is repeated over time. This also includes cyber bullying (bullying via devices)

Who can report?

Anyone. If in doubt - send in a report. You could save someone and also save yourself from being a bystander. Students, Staff, Parents can all report via the same QR code. The code is available on the school website and on posters throughout the school

What will happen after I report?

Your report will be shared with your tutor and your year head, and the antibullying co-ordinator. Your report will be taken very seriously, and will be dealt with discreetly. You will be called in for a chat and asked to share details of the events or be given the option to give a written account. This is done in a calm manner and the bully/perpatrators will not be aware of this meeting.



Don't be a **bystander**. You can report bullying to any teacher at any time. If you are aware of a student continuously being harassed by other students then you are a bystander, and may be called into an interview to give your account. Cover yourself, and the victim by giving your account via the code before it escalates to that stage.



SCAN to REPORT:

Report of Bullying Form



Bí Cineálta!

We want everyone at our school to feel safe and happy.

If you think that you are being bullied or someone else is being bullied, you need to tell a teacher or another adult that you trust. They will know what to do to help.

Get help!

Tell someone!

If a problem with a staff member that they think they are being bullied, we will:

- talk with the student
- talk to the staff member what they want to happen
- and find a way together
- talk to their parents
- talk to the other student(s) involved
- talk with the other student's parents

Bullying behaviour is when someone keeps being mean or hurtful to others on purpose over and over again.

When it happens a lot. Not just once.



Extra curricular at lunch time

Extra curricular at CCN is a great opportunity for first year students to link with like-minded people, form friendships and excel in a non - academic way.

Current clubs include:

Craft Club

Lego Club

Eco Climate Action Club

Drama Club

Choir

Trad Group

Darts Tournaments (Seasonal)



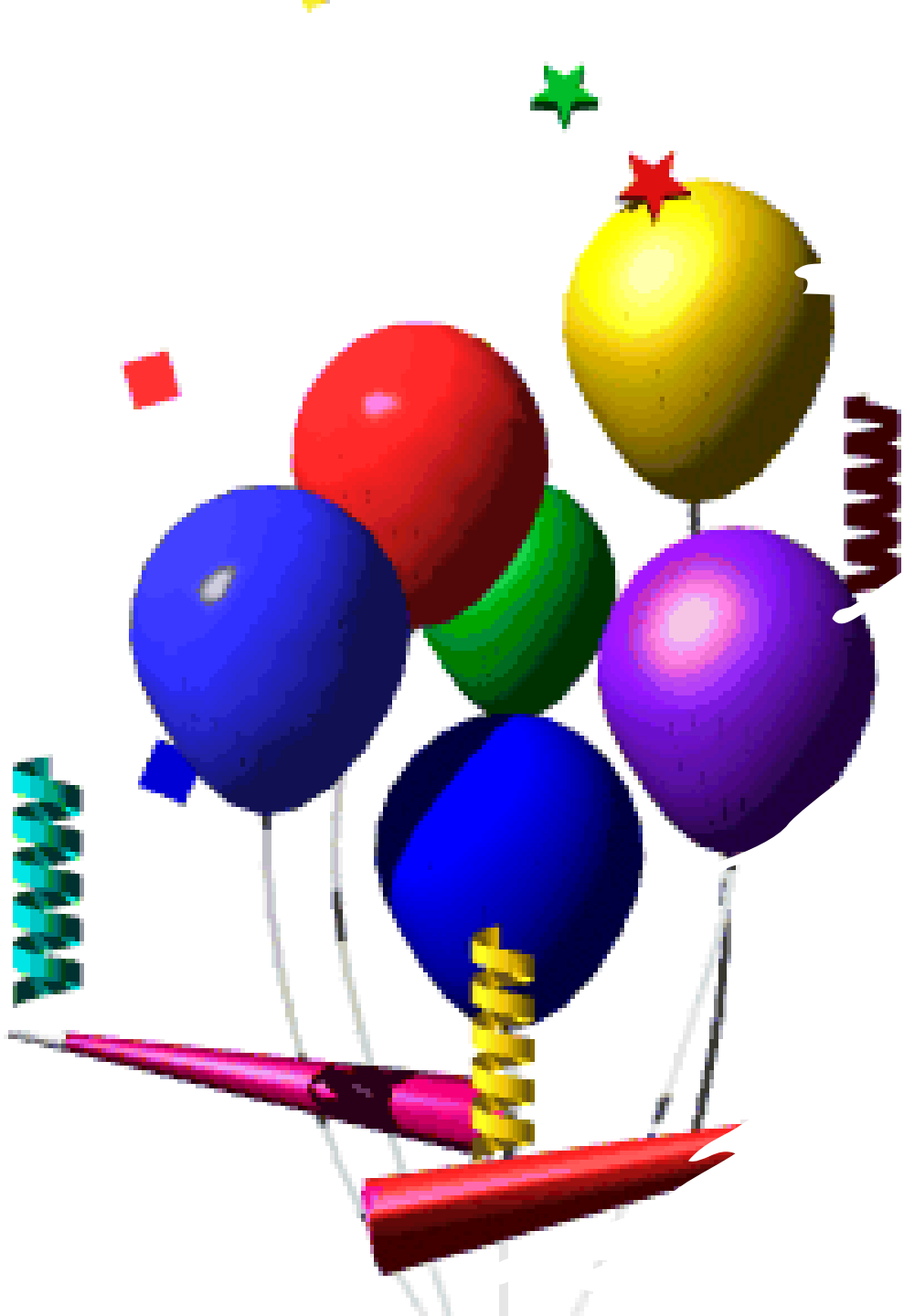


Parent partnership with the school

If in doubt – pick up the phone

Open honest respectful communication

“Catch them when theyre good” – communication with us is encouraged when things are going well, not just when the problems arise.



CELEBRATION

Good attendance

Contribution to school
community

Academic achievement

Engagement in extra -
curricular events

Termly awards

Remember

- The school has many supports to help your Son/Daughter when they transition into Secondary
- Colored zip folders for each subject will help with organisation
- It is important that you keep an eye on your child especially in the first few weeks of Secondary School as their transition can be stressful: New School, new timetable, new subjects, different teachers, lockers.



@colaisteclavin



Hot School Meals – Free for our students. Snacks & Beverages at a cost

SMALL BREAK

CHILL/AMBIENT

Deepfill Sandwiches
Chicken & Stuffing, Chicken Tikka, BLT, Ploughmans(V),

Selection of 8" Sub Rolls
Available to pre-order before classes begin

Selection of Scones

Selection of Filled Wraps
Available to pre-order before classes begin

HOT

Seasonal Soup of the Day
Served with a small brown roll

Selection of Large Ciabattas
Available from the Hot Counter

Hot Chicken Small Roll
Southern Fried Chicken in a Wholemeal/White Roll

Hot Shredded Chicken Small Roll
Shredded Chicken Strips in a Wholemeal/White Roll

Selection of snacks & beverage

TOASTED CIABATTA

Chicken & Cheese
Succulent Chicken Strips & Cheese

Ham & Cheese
Sliced Ham & Cheese

The Calzone (V)
Mozzerella, Sundried Tomato, Baby Spinach & Pizza Sauce

The Italian Job
Mozzerella, Pepperoni & Pizza Sauce

Bacon & Sausage
Crispy Bacon & Slice Sausage

TOASTED WRAPS

Barbecue Chicken
Succulent Chicken Strips in a Tangy BBQ Sauce and Melted

Sweet Chilli Chicken
Chicken Strips in a Sweet Chilli Sauce and Melted Cheese

Tuna Melt
Tuna & Sweetcorn Mayo with Melted Cheese

Selection of snacks & beverages a

HOT SUB ROLLS

Available on Brown or White Sub

Crispy Shredded Chicken Salad
Crispy Shredded Chicken Strips with Mixed lettuce & Tomato

Crispy Shredded Chicken
Crispy Shredded Chicken Strips on a Soft Sub Roll

Southern Fried Chicken
Oven Baked Breaded Chicken Goujon on a Soft Sub Roll

Southern Fried Chicken Salad
Oven Baked Breaded Chicken Goujon with Mixed lettuce & T

CHILLED SUB ROLLS
Pre-Order Only


Chicken & Stuffing
Succulent Chicken Strips & Sage & Onion Stuffing with Mayo

Chicken Salad
Succulent Chicken Strips with Salad & Tomato

Bacon, Lettuce & Tomato
Crispy Bacon Strips with Salad & Tomato

Ploughmans (V)
Cheddar Cheese with Tomato, Lettuce & Relish

Selection of snacks & beverages a



Junior Certificate Subject Choice

Ms. Meade
Guidance Counsellor

Core Subjects: The following subjects are compulsory



IRISH (EXCLUDING
EXEMPTIONS)



ENGLISH




MATHS



SCIENCE

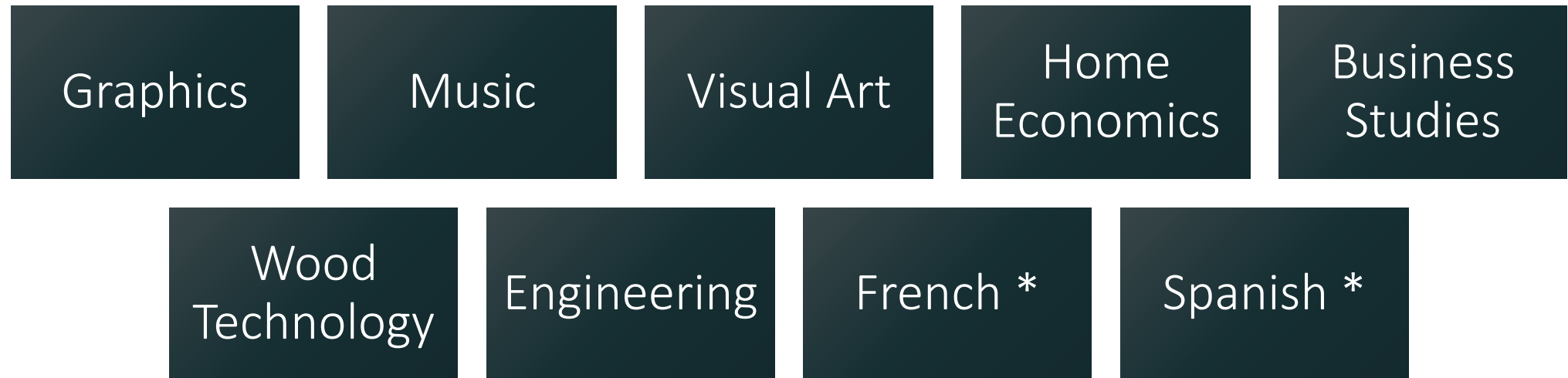


HISTORY



GEOGRAPHY

Option Subjects: Students will Study 3



Short Courses

S.P.H.E

P.E

C.S.P.E

Non-Examinable Subjects

Religion

CSPE- Short Course

SPHE – Short
Course

PE- Short Course

Wellbeing

Guidance/My
Friends Youth/
Staying Safe
Online/ IT

Junior Cert Assessment & Reporting

Each of the subjects in the Junior Cycle will be assessed on an **on-going basis**.


This will involve the students undertaking **2 Classroom Based Assessments (CBAs)** in each subject.

One CBA will be completed in 2nd Year and another in 3rd Year.



Subjects will be marked as follows:

- 90 – 100% Distinction
- 75 – 89% Higher Merit
- 55 – 74% Merit
- 40 – 54% Achieved
- 20 – 39% Partially Achieved
- 0 – 19% Not Graded





Subject Description

What will I learn

- About your body - what is good to eat and how to keep healthy.
- Food - how it nourishes your body, how to choose it, store it, and how to prepare and cook food.
- Using money - how to spend it wisely, how to save it, and how you are protected as a consumer.
- Your home - about design in the home, about safety and hygiene.
- Design and craftwork, child development, textiles - you will carry out a project in one of these areas.

Careers:

Chef/cook, catering, fashion and textiles, childcare, teaching, food industry, tourism, and health and nutrition.

CBA 1: Creative Textiles

CBA 2: Food literacy Skills

Brief

**Practical 50% & Written Exam
50%**

Home Economics

What I will learn

- Examine trees, their leaves and seeds and be able to recognize their varying characteristics.
- Investigate how trees affect the environment around us.
- Learn to sketch freehand.
- Learn how to problem solve and use a design process to design projects.
- Develop your craft skills to allow you to make projects.
- Prepare a design folder to accompany your project.

Careers:

Woodworker, Carpenter, Engineer, Product Design, Forestry, Furniture Design and Manufacture, Construction.

- **CBA 1:** Wood Science in our environment
- **CBA 2:** Student self-analysis and evaluation
- Written Exam 30 % & Practical 70%

Wood Technology

Students will:

- Develop models and engineering products.
- Develop a product to its finished stage from a working drawing.
- Use digital media tools to research, create and present engineering solutions that can impact positively on the environment and sustainability to a better future.
- Determine the most suitable technologies available to them.
- Evaluate the impact of technologies on their lives, society and the environment.
- Apply numerical reasoning through marking out exercises from given dimensions.

Careers:

Aerospace, Agricultural, Architectural, Bioengineering, Chemical, Civil, Computer, Industrial, Plastics, Systems.

CBA 1: Engineering in Action

CBA 2: Research and Development

Exam 30% Practical 70%

Engineering

Students will:

- Learn how to represent 2D and 3D objects on paper and on computer.
- Develop problem solving and creative thinking skills through the solution of graphical problems.
- Builds on skills learned in Maths. E.g. 2D and 3D shapes, lines and angles.
- Leads on to Design & Communication Graphics at LC.

Careers:

Graphic Design and Illustration,
Architecture, Product Design,
Engineering, Industrial Design,
Education.

CBA 1: Communicating through
Sketching

CBA 2: Presentation of Research
Project 30% Practical 70%

Graphics

Students will:

- Investigate by looking and recording observations and experiences.
- Learn a variety of new crafts
Learn to work in 3-D e.g.,
construction, sculpture or clay work.
- Learn about the design process and how to use it to create new design objects and images.
- Learn to make links between your artwork and that of other artists, craft workers, architects and designers from different countries and historical periods.

Careers:

Photography, Illustration,
Graphic Design, Interior Design,
Fashion Design, Industrial
Design, Education, Architecture.

CBA 1: From process to
realisation

CBA 2: Communicate
and Reflect

Exam: Develop their
ideas to create two
artefacts

Visual Art

Students will:

- Learn about many types of music around the world
- Learn how to read & write music.
- Learn how to sing songs and how to play an instrument.

Careers:

Teacher, Lecturer, Sound-Engineer, Composer, Performer, Conductor, Music therapist, Instrumental or vocal coach,

CBA 1: Composition Portfolio

CBA 2: Programme note

Exam 70% Practical 3 pieces 30%

Music

Students will:

- Learn to collect, organise and record financial information.
- Learn their rights and responsibilities as a consumer.
- Learn to calculate wages.
- Find out why our membership in the EU is so important to our economy.
- Develop communication skills such as letter writing and report writing.

Careers:

Accountant, Entrepreneur,
Economist, Financial Advisor,
Banker, Business Manager.

JC Exam:

CBA 1: Business in Action

CBA 2: Business related presentation

Business Studies

Students will:

- Learn to converse in the language.
- Learn to listen, read and write in the language.
- Grammar skills.
- Learn about the different cultures and their way of life.

Careers:

Translator, Interpreter, Tourism,
Journalism, Management,
International Marketing,
Teacher, Catering – and more!

CBA 1: Oral Communication

CBA 2: The Student Language
portfolio

Exam 90% Reflection 10%

Languages (French & Spanish)



Reflect

Think about your Son/Daughter's interests and how they learn.

Ask the following questions:

- ❖ Do I like this subject?
- ❖ Am I good at it?
- ❖ Have I shown interest in this area before?
- ❖ Is there a chance I might need it for further study/career?
- ❖ Am I keeping my options open?

The Cognitive Abilities Test (CAT)

What is it?

The Cognitive Abilities Test (CAT4) is a standardised assessment designed to help students, teachers and their parents understand how they learn and what their academic potential might be.

Results help teachers decide about the pace of learning that is right for a student and whether additional support or challenge is needed.

Details of the Test

Your son/daughter's will have a unique login provided on the day of the entrance assessments to the digital test.

The test is split into three parts and each part is split into a series of tests.

Each test will have multiple choice questions and students will be required to answer those questions within a certain time frame.

Each test has a countdown timer and students can go back over any question within the allocated time.

Contents of the test

The Cognitive Ability Test will assess students on four areas.

Verbal Reasoning – Thinking with words

Verbal reasoning measures language skills and the ability to express ideas and reason through words.

Quantitative Reasoning – Thinking with numbers

Quantitative reasoning is the ability to use numerical skills to solve problems, applicable beyond mathematics.

Non-Verbal Reasoning – Thinking with shapes

Non-verbal reasoning (also called visual reasoning) is problem-solving using pictures and diagrams. This section enables students to analyse and solve complex problems without relying verbal reasoning.

Spatial Reasoning – Thinking with shapes and space

Spatial reasoning involves the capacity to think and draw conclusions in three dimensions, needed for many STEM subjects, but not easily measured by other datasets.

The Standard Age Scores (SAS) are the most important pieces of information derived from the CAT4.

In CAT4 battery is the title given to each of the four pairs of tests which assess different aspects of ability.

The number of questions attempted can be important: a student may have worked very slowly but accurately and not finished the test and this will impact on his or her results.

The **Standard Age Score (SAS)** is the most important piece of information derived from CAT4. The SAS is based on the student's raw score which has been adjusted for age and placed on a scale that makes a comparison with a nationally representative sample of students of the same age across Ireland. The average score is 100. The SAS is key to benchmarking and tracking progress and is the fairest way to compare the performance of different students within a year group or across year groups.

Performance on a test like CAT4 can be influenced by a number of factors and the **confidence band** is an indication of the range within which a student's score lies. The narrower the band the more reliable the score. This means that 90% confidence bands are a very high level estimate. The dot represents the student's SAS and the horizontal line represents the confidence band. The yellow shaded area shows the average score range.

The **Verbal Reasoning Battery** comprises two short tests: Verbal Classification and Verbal Analogies.

The **Quantitative Reasoning Battery** comprises two short tests: Number Analogies and Number Series.

The **Non-verbal Reasoning Battery** comprises two short tests: Figure Classification and Figure Matrices.

The **Spatial Ability Battery** comprises two short tests: Figure Analysis and Figure Reasoning.

| Battery | No. of questions attempted | SAS | NPR | ST | GR (/60) | SAS (with 90% confidence bands) | | | | | | | | | | |
|--------------|----------------------------|-----|-----|----|----------|---------------------------------|----|----|----|-----|-----|-----|-----|-----|--|--|
| | | | | | | 60 | 70 | 80 | 90 | 100 | 110 | 120 | 130 | 140 | | |
| Verbal | 48/48 | 95 | 37 | 4 | =39 | | | | | ● | | | | | | |
| Quantitative | 24/36 | 101 | 52 | 5 | =24 | | | | | | ● | | | | | |
| Non-verbal | 48/48 | 115 | 84 | 7 | =5 | | | | | | | | ● | | | |
| Spatial | 36/36 | 116 | 86 | 7 | 8 | | | | | | | | ● | | | |
| Mean | - | 107 | - | - | - | | | | | | | ● | | | | |

The scores for each of the four batteries are

The **National Percentile Rank (NPR)** relates to the SAS and indicates the percentage of students obtaining any particular score. NPR of 50 is average. NPR of 5 means that the student's score is within the lowest 5% of the

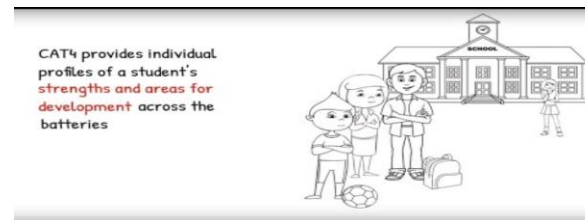
The **Stanine (ST)** places the student's score on a scale of 1 (low) to 9 (high)

The **Group Rank (GR)** shows how each student has performed in comparison to those in the defined

When you discover your son/daughters SAS mean score the table below aims to explain the meaning of the SAS scores attained by your child.

| Band Range | Mean SAS CAT Score | Expected Exam Attainments |
|-------------------|---------------------------|---|
| Band 1 | 110 and higher | Achieving mostly A grades with some Bs (75-100%) |
| Band 2 | 100 - 109 | Achieving mostly B grades with some Cs (60 – 80%) |
| Band 3 | 90 - 99 | Achieving mostly C grades with some Ds (45 – 70%) |
| Band 4 | 89 and lower | Working with targeted interventions to improve grades |

Information video [Explaining the CAT4 Tests](#)



| Verbal | Non Verbal | Quantitative | Spatial |
|---------------------------------|---|---------------------------------------|--------------------------------------|
| English History Languages | Music Art Construction Studies Languages | Math Science Business- Accounts | Art DCG Engineering Science |

Maximise Strengths



This Photo by Unknown Author is licensed under CC BY-SA

Addition Education Needs Coordinator- Denise Farrell

Coláiste Clavin Information Evening

AEN
Department at
Coláiste Clavin

- **Coláiste Clavin is committed to providing an education for its students in a caring and supportive environment. In order to achieve this goal, some of our students may require supplementary teaching, additional resource, classroom support and/or provision of specialist equipment.**
- **The Additional Educational Needs Co-Ordinator is responsible for the management and organisation of Learning Support under the direction of the Principal.**

All staff at Coláiste Clavin ensure that we provide a broad and balanced curriculum which is accessible for all students.

Coláiste Clavin responds to the fact that for some students increased support to access areas of the curriculum will be required on a permanent or occasionally temporary basis.

Where this is the case a graduated approach of; transition, support, differentiation and adjustments will be provided.

We ensure that any possible barriers to learning are included in future planning and delivery ensuring that students with any additional needs participate in all aspects of school life in order to achieve.

How will this school know if my child needs extra help?

Coláiste Clavin recognises that children learn and progress differently and we use a range of teaching strategies and approaches to ensure that the learning needs of all students can be met.


At Coláiste Clavin early identification of students with additional educational needs is a priority and we follow a graduated approach, beginning with quality first teaching.

Progress is closely monitored by the class teacher and, if a child is not making expected progress, support is put in place focusing on the individual's specific needs.

If further support is needed the class teacher liaises with the AENCO to further personalise support and access outside agencies as necessary.

At all times the school, works in partnership with parents.

If you have any concerns about your child's progress, then you should first speak to your child's subject teacher who will seek advice from the AENCO if necessary.

- 
- The class teacher remains responsible for working with the child on a day-to-day basis. They will retain responsibility even where the interventions may involve group or one-to-one teaching away from the main class teacher. They will work closely with Special Needs Assistants and /or relevant specialist staff to plan and assess the impact of support and interventions and links with classroom teaching. Support with further assessment of the students' strengths and weaknesses, problem solving and advising of the implementation of effective support will be provided by the AENCO.

How does the school assess and evaluate the effectiveness of its arrangements and provision for children and young people with AEN?

Underpinning ALL our provision in school is the **graduated approach** cycle of:



All teachers are responsible for every child in their care, including those with additional educational needs.

Ongoing Support in Coláiste Clavin



We aim to develop students' self-esteem, confidence and feelings of achievement and fulfilment in accordance with the school's Mission Statement and related policies.




We identify the AEN students at the start of each term and organise a timetable, depending on their needs and resource hours allocated. We consult with the appropriate personnel, which includes subject teachers, parents/guardians and the student.



An SSP is put in place to set out the necessary achievable goals and targets, which will build on their strengths and work on their needs. This in turn will help them to reach their potential.



The support programme is reviewed throughout the year in order to make sure the student is meeting their goals appropriately. If necessary further targets may be set and extra time may be allocated, especially for students sitting State Examinations.



Our support programme also caters for a wide range of student's individual needs, which may include study habits, preparation for exams, reviewing work covered in class and emotional support.



Continuous assessment testing is completed during the academic year.

Students are provided with support, based on their individual needs and staffing resources. We offer support through a variety of interventions that are matched to your child's needs.

This support can be:

Whole class differentiation

Adapted tasks and resources

Differentiated homework

Pupil voice

One to One intervention

Small Groups

Team Teaching

The effectiveness of these interventions are continuously evaluated and reviewed.



■ **CHECKLIST**

- Has your Son/Daughter:
- Received any additional support in primary school?
- Been granted an Irish Exemption?
- Been granted Assistive Technology?
- Had a Psychological Assessment?
- Has access to an SNA?
- If so, please ensure all relevant documentation is handed into the office or emailed to dfarrell.ccn@lmetb.ie as soon as possible.

RACE APPLICATIONS for STATE EXAMINATIONS

Each year the AEN department applies for reasonable accommodations for State Examinations, where your Son/Daughter may receive assistance while completing their exams.

The AEN team collaborate with the Principal, Deputy Principal and the Guidance Counsellors, to make recommendations.

The teachers of your son/daughter will also be involved.

Parental input may be requested in order to help with the application process.

Modern Foreign Language

-Please scan the
code to make
your choice

First Year - Language Expression of
Interest Form 25/26



Subject Choice Form

Your son/daughter must list their subject choices in order of preference.

The one they would like/want to do the most **must** be put down **Number 1**.

2 subjects are selected in Order of preference.

We try to accommodate all students to the best of our ability.

FORMS MUST BE COMPLETED ON THE SCHOOL APP BY Friday 4th of April

So how does it work?

Step one- Check your email. You will need to create a new password by selecting the forgot password.

All students study Irish (except where DES exemption has been officially processed and granted), English and Maths for their Junior Cycle.

Students will also have the option to choose a Modern Foreign Language

In addition to these, students study two elective subjects.

Every effort will be made to ensure that students get their choices however this will not always be possible.

You will receive a link via your e-mail address.

Click on the link.

Click on START.

Electives

Please select your electives

Next

Electives

0/200 Points

| Course | Points | Cost |
|--|--------|------|
| <input type="checkbox"/> Business Studies -1 | 100 | €0 |
| <input type="checkbox"/> Engineering -1 | 100 | €0 |
| <input type="checkbox"/> Graphics -1 | 100 | €0 |
| <input type="checkbox"/> Home Economics -1 | 100 | €0 |
| <input type="checkbox"/> Music -1 | 100 | €0 |
| <input type="checkbox"/> Visual Art -1 | 100 | €0 |
| <input type="checkbox"/> Wood Technology -1 | 100 | €0 |

Selection Summary

| Curriculum | Points Required |
|------------|-----------------|
| 1 | 200 |
| <hr/> | |
| Summary | Total |
| Points | 0/200 |

Step 1:

Here you choose your top 2 subjects by ticking 2 of the boxes.

At this point it does not matter in which order you choose the subjects, the option to put them in order of preference is later. Click NEXT.

Elective Backups

These selections will be used if your elective preferences cannot be met

Next

Elective Backups

0/300 Points

| Course | Points | Cost |
|--|--------|------|
| <input type="checkbox"/> Graphics - 1 | 100 | €0 |
| <input type="checkbox"/> Home Economics - 1 | 100 | €0 |
| <input type="checkbox"/> Music - 1 | 100 | €0 |
| <input type="checkbox"/> Visual Art - 1 | 100 | €0 |
| <input type="checkbox"/> Wood Technology - 1 | 100 | €0 |

Selection Summary

| Curriculum | Points Required |
|----------------------|-----------------|
| 1 | 200 |
| <hr/> | |
| Electives | Points |
| Business Studies - 1 | 100 |
| Engineering - 1 | 100 |
| <hr/> | |
| Summary | Total |
| Points | 200/200 |

Step 2:

At this step you choose your 3 back-up/reserve subjects by ticking 3 of the boxes.

Click NEXT.

Preference Ranking

Please drag courses to rank in order of preference. Top of the list being first preference, bottom being your least preferred.

Next

Chosen Courses

| Select Course | Course | Points | Cost | Rank |
|---------------|----------------------|--------|------|------|
| ⋮ | Business Studies - 1 | 100 | €0 | |
| ⋮ | Engineering - 1 | 100 | €0 | |

Elective Backups

| Select Course | Course | Points | Cost | Rank |
|---------------|--------------------|--------|------|------|
| ⋮ | Graphics - 1 | 100 | €0 | |
| ⋮ | Home Economics - 1 | 100 | €0 | |
| ⋮ | Music - 1 | 100 | €0 | |

Selection Summary

| Curriculum | Points Required |
|----------------------|-----------------|
| 1 | 200 |
| <hr/> | |
| Electives | Points |
| Business Studies - 1 | 100 |
| Engineering - 1 | 100 |
| <hr/> | |
| Summary | Total |
| Points | 200/200 |

Step 3:

Please drag your subjects in order of preference here.

Also drag your 3 reserve subjects (backups) in order of preference. Be aware if we cannot offer you your chosen preference subjects, you may be offered your reserve/backup subjects. Click NEXT.

Final Review

Please review your choices ahead of submission. Before you submit your choices, please ensure you have ranked your choices in order of preference.

Selection Summary

Save As Draft

Submit

| Curriculum | Points Required |
|------------|-----------------|
| 1 | 200 |

| Courses | Preference | Points |
|----------------------|------------|--------|
| Business Studies - 1 | 1 | 100 |
| Engineering - 1 | 2 | 100 |

| Summary | Total |
|---------|---------|
| | 200/200 |

| Backups | Preference | Points |
|--------------------|------------|--------|
| Graphics - 1 | 1 | 100 |
| Home Economics - 1 | 2 | 100 |
| Music - 1 | 3 | 100 |

Step 4:

Please check carefully your Selection Summary and then click SUBMIT.

***At any point you can click on the back arrow to go back to a page if you wish to make any change before submitting.



Thank you

Your course selections have been submitted.

You will be contacted regarding the status of your selections as soon as they are made available.

[Back to Home](#)

Selection Summary

[Print](#)

| Curriculum | Points Required |
|------------|-----------------|
| 1 | 200 |

| Courses | Preference | Points |
|----------------------|------------|--------|
| Business Studies - 1 | 1 | 100 |
| Engineering - 1 | 2 | 100 |

| Summary | Total |
|---------|---------|
| | 200/200 |

| Backups | Preference | Points |
|--------------------|------------|--------|
| Graphics - 1 | 1 | 100 |
| Home Economics - 1 | 2 | 100 |
| Music - 1 | 3 | 100 |

Step 6:

Once you have completed the process you will see the selection summary screen and confirmation your options have been saved. Please take a screenshot of this screen for your own records.

Shona Skates

Compass Overview

Compass

What is it?



What is Compass?

Compass is a school management solution that allows parents and carers to access up-to-date and meaningful information about your school and your child's progress. Compass includes many different features, including the ability to:

- Monitor your child's attendance, and enter an explanation for absence or lateness
- View your child's timetable and the school calendar
- Monitor your child's homework and assessment tasks
- Download and view your child's academic reports
- Book parent-teacher conferences
- Pay and provide consent for events and school fees

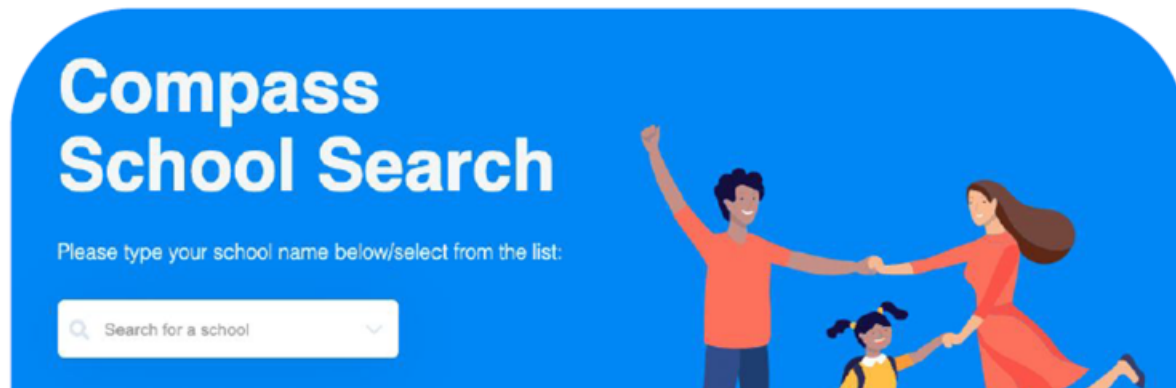
How do I access Compass?



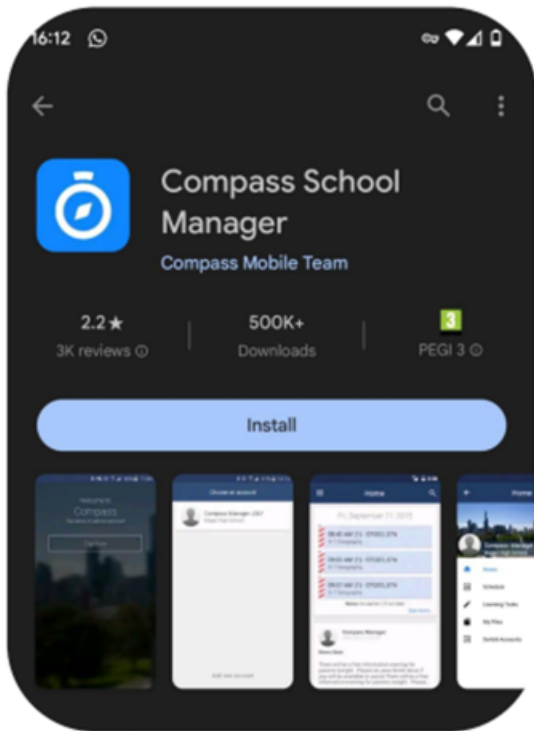
Compass is accessible on any modern web browser (Firefox, Chrome, Safari) or by using the Compass iOS or Android apps.

To access the parent portal, you can go to your school's website and click the Compass link on their homepage. Alternatively, you can go to schools.compass.education where you can search for our school's direct URL.

How do I
access
Compass?



Downloading Compass App in IOS and Android App stores



[Join](#)

[View in Store](#)



**Compass
School Manager**
JDLF International Pty Ltd



How do I
access
Compass?



Compass Kiosk

Students can sign in when they arrive late or sign out when they depart early.

Actions are done via a Compass Card or Manual entry.

Notifications are sent to parents.

Notifications sent to teachers via Chronical.



Parent Information - Colaiste Clavin, 71970L
27/03/2025



iPad A16

Device



- 4GB RAM
- 126GB of Storage
- A14 Bionich Chip
- 477 grams
- Liquid Retina display
- 10.9-inch (diagonal) LED backlit Multi-Touch display with IPS technology
- 2360x1640-pixel resolution at 264 pixels per inch (ppi)
- True Tone display
- 500 nits brightness
- Fingerprint-resistant oleophobic coating
- Supports Apple Pencil

Full Device Set-Up and Security for 6 Years

To ensure that your child's device is secured for educational use only, our technology team at Wriggle put your child's device through a 77-step process to make sure that:

- The device is set up with a device management profile so that it can only be used for educational purposes
- The device is configured correctly for school and overseen by our dedicated Apple, Microsoft and Google engineers
- School specific device restrictions are applied to the device to adhere to school policy
- Your device is set up with all the apps you need for school preloaded to your device
- Device safety management is in place for 6 years
- New school apps and updates are automatically pushed to your device for a full 6 years

| | |
|--|---|
| | |
| 11" iPad Wi-Fi 128GB - Silver (A16 / 11th Gen) | €389 |
| UAG Keyboard Case w/Trackpad iPad 11" | €99 – The school will cover the cost of this for your child |
| Wriggle Service, MDM License & Support (6 years) | €120 |
| JAMF Safe Internet (6 years) | €25 |
| Delivery | €7.99 |
| Total | €541.99 |
| Insurance (Optional) | €5.99 p/m Approx |

To spread the cost of paying for your child's school technology, Wriggle have several payment options

Option to Pay Monthly over 36 Months with no penalties for lump sums or early repayment



Option to work with your own Credit Union



Option to pay by Debit or Credit Card





Pay for your device over 12 months with

NO INTEREST

Wriggle has developed this finance solution, in partnership with Humm Finance, to lighten the financial burden that parents face during the Back to School period.

To get started with **Wriggle Pay** please click on the link below and ensure you have the following items to meet the application requirements:

- Proof of ID - Must be over 18
- Proof of address
- Other documents may be required subject to your application

Want to spread your payments further?

You can also pay over a longer period of up to 36 months (interest payable at 9.99%)

[Apply Here Now](#)

Parental Friendly Finance

Regulated by the Central Bank of Ireland



Get a quick quote on repayments

Amount to finance?

€0.00

Retailer

Wriggle Pay

humm is a form of credit so please ensure you use *humm* responsibly. Missed payments may affect your ability to obtain credit in the future.

Please be aware that a late fee of €9 may be applied in cases where a payment is late by more than 24 hours

Next

12 Months IFC

UPFRONT

| | | |
|--------------------------------------|----------|--------------|
| Application Fee | € | 0.00 |
| Upfront Instalment Payment | € | 42.42 |
| Total Upfront Instalment Pymt | € | 42.42 |

INSTALMENT PAYMENTS

| | | |
|------------------------------|----------|---------------|
| Instalment Payment Interval | | Monthly |
| Account Keeping Fee | 11 x € | 0.00 |
| Remaining Instalments | 11 x € | 42.42 |
| Total Amount Payable* | € | 509.00 |

| | | |
|---------------|---|------|
| Interest Rate | % | 0.00 |
| APR | % | 0.00 |

*Includes interest of € 0.00

*Includes known Fees of € 0.00

Insurance



At Wriggle, we understand the typical hustle and bustle student's devices' can go through during the school day. That is why we have worked with our partners Yes Insurance to bring a low-cost insurance offer exclusive to parents in Wriggle schools from €4.99 per month.

What is included in this offer:

- Loss Cover (Now an added advantage for Wriggle customers only)
- Theft
- Accidental damage
- Liquid damage
- Breakdown
- Unlimited repairs
- Up to 180 days Worldwide Cover
- Up to 15% discount for multiple gadgets

Boost Your Summer Learning with These Tools!

Kahoot



howbie



Google Translate



Padlet



YouTube



Quizlet



Microsoft Translator



FlipnClip



Dictionary



Duolingo



Canva



Musescore



Onshape 3D CAD



@Home Costings App



Mindomo



You've Got This!



GarageBand



Wriggle

Parental Engagement

Support

PARENT INFORMATION PACK



PARENT SUPPORT

The Parent Support channel is used for issues and queries relating to store orders, hardware & software issues, device repairs, sales and more.



01-5009060



info@wrigglelearning.ie

Private & Confidential